

Power to evolve

Creativity redefined



EOS 5D
Mark III

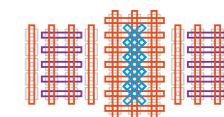


Canon

EOS 5D
Mark III

Setting a new standard

A unique 22.3-megapixel full-frame CMOS sensor and DIGIC 5+ image processor come together to deliver stunning images. Enjoy natural tones, increased clarity, and astonishing low-light performance.



Redefining video production

The legacy of the EOS 5D Mark II continues, building on HD-video performance that revolutionised an industry. Take complete control with manual adjustment of audio and video and use wide-aperture lenses bringing your creative vision to life.

Performance you can rely on

With a 61-point autofocus system that feels like an extension of your eye, continuous shooting at up to 6 fps and built-in HDR functions, the EOS 5D Mark III delivers superb images no matter what the conditions throw at you.

At the heart of the EOS 5D Mark III lies a sensor that delivers detail, tone and colour like never before. It's as if digital photography had been invented all over again.



The full-frame advantage



A redesigned CMOS sensor – made by Canon specifically for the EOS 5D Mark III – is exactly the same size as 35mm film, meaning wide-angle lenses can be used to their true potential and photographers can enjoy precise control over depth of field. This full-frame sensor is central to the EOS 5D Mark III's ability to deliver high-quality still images and HD-movies.

22.3-megapixel resolution

The EOS 5D Mark III produces files measuring 5760x3840 pixels from its 22.3-megapixel sensor. This equates to a 60MB TIFF file – enough for fine-art quality printing at sizes up to A1 as well as extensive cropping for alternative compositions without loss of image quality. Images are rich in detail, with excellent sharpness straight from the camera.

High in sensitivity, low in noise

When light levels get low, the EOS 5D Mark III keeps performing, producing incredible images up to a maximum native sensitivity of ISO 25,600. This setting can be expanded by a further two stops to ISO 102,400 for specialist applications in surveillance or photojournalism – it's just like seeing in the dark.

High-ISO shooting gives you the versatility to choose the exposure settings you want, regardless of the lighting conditions. Retain depth of field by maintaining small apertures, or freeze action with high shutter speeds.

Wide dynamic range

Extremes of light and dark can be difficult to handle, but the EOS 5D Mark III's wide dynamic range means that detail is recorded in both shadow and highlight areas for a more natural result. The camera's Highlight Tone Priority function ensures the lighter areas of the scene are not overexposed, while Canon's Auto Lighting Optimizer (ALO) looks after shadow areas.

The EOS 5D Mark III also sports high dynamic range (HDR) shooting built in to the body. Capture three frames in succession at differing exposures and the camera will blend them together, offering a choice of tone-mapping options to ensure the result matches your vision.

Engineered for performance




The EOS 5D Mark III is the result of continuous refinement and development, over generations of EOS design. Sophisticated electronics, optics and engineering – all pioneered by Canon.

A combination of new design and manufacturing processes has given the EOS 5D Mark III a sensor that is faster, more sensitive and higher in resolution, while using less power.

Each of the 22.3 million photosites on the surface of the sensor is equipped with an individual micro lens that helps to gather and focus light. The gapless design of this lens array means light is collected effectively from a variety of angles and positions, greatly increasing efficiency and boosting low-light performance.

The sensitivity of the sensor is increased by two stops without the need for extra electronic signal amplification, giving the EOS 5D Mark III the ability to operate up to the equivalent of ISO 102,400.

A large 6.25 μm pixel size captures more light, enabling the EOS 5D Mark III to record detail in both bright highlights and dark shadow areas, giving your photography a more natural look and feel.



14-bit electronic architecture and DIGIC 5+ processing

Once image data is captured, the EOS 5D Mark III processes it with astonishing speed. An 8-channel readout from the image sensor sends data quickly and efficiently to a DIGIC 5+ processor, where it is turned into JPEG or RAW image files.

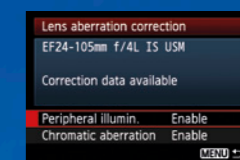
The DIGIC 5+ processor is 17 times faster than the previous DIGIC 4 generation of image processor. This power enables sophisticated image-quality improvements during processing. EOS Scene Detection technology analyses each composition, looking for movement, colour and the presence of faces, as well as assessing brightness and contrast. Adjustments are then applied to AF, exposure white balance and Auto Lighting Optimizer.



Auto Lighting Optimizer

The Auto Lighting Optimizer function uses the Canon's EOS Scene Detection technology to optimise brightness, contrast and saturation according to the scene and subject. In particular it addresses dynamic range, preserving highlights in bright areas through careful exposure metering, while brightening shadows with subtle adjustments to contrast.

Noise reduction The combination of CMOS sensor technology and DIGIC 5+ processing enables noise reduction that is two stops more effective than 5D Mark II camera. Images shot at ISO 6400 look like pictures you'd previously expect from ISO 1600.



Lens correction

Three type of lens correction are performed, further enhancing the quality of the EF lens range.

- **Peripheral illumination correction** aims to counteract the effect of any light fall-off towards the edges of the frame, which can be seen when shooting wide open or with fast-aperture lenses.
- **Chromatic aberration correction** tackles coloured fringing effects and soft halo artefacts that can come from lateral and axial chromatic aberration – that is when light of different colours focuses at slightly different points.
- **Distortion correction** can be applied during image playback when required. It addresses the small levels of pincushion and barrel distortion sometimes seen when straight-line objects are near the edges of the frame.

EOS Movies

The EOS 5D Mark III lets you be as creative with moving pictures as you are with still photography. Shoot high-definition video in 1080p resolution, enjoying manual control over variables including shutter speed, aperture, ISO sensitivity, audio level, colour and frame rate. Access to Canon's extensive EF lens range provides new and exciting creative opportunities, such as the ability to exploit shallow focus and film in low light.

Conforming to industry standards

The EOS 5D Mark II changed the way that many creative professionals approached video, empowering them to tell stories from new viewpoints and use techniques that would previously have been out of their budgets. Carrying on the legacy, the EOS 5D Mark III now conforms to film-industry standards, with footage fitting seamlessly into non-linear editing workflows.

Files are recorded as .mov files using the H.264/MPEG-4 AVC codec. A choice of compression techniques is now available. The interframe IPB standard reduces file sizes by describing only what has changed between frames, referencing previous and successive frames in order to do so. It's an ideal technology for longer-length clips, File sizes are small, for easy streaming and portable viewing.

Also available is intraframe ALL-I compression, which treats each frame discretely and does not reference other frames when reducing file sizes. This preserves image quality when editing footage, and is an ideal approach for broadcast-quality applications and video production.

The EOS 5D Mark III now also records time-code information in the standard hr:min:sec:frame format laid down by the Society of Picture and Television Engineers.

Complete creative control

Enjoy freedom over shutter speeds and frame rates, choosing from 1/4000-1/30sec when shooting at 24, 25, or 30 fps, or 1/4000-1/60sec when shooting at 50 or 60 fps. Select ISO sensitivities up to ISO 12,800 (extendable to the equivalent of ISO 25,600), and shoot with apertures as wide as f/1.2 with selected EF or EF cine lenses.

The Silent Control function enables vibration-free adjustments while filming. A touch-sensitive area around the edge of the Quick Control screen with the slightest of touches. Audio level, ISO, aperture and shutter speed can all be fine-tuned without stopping filming.

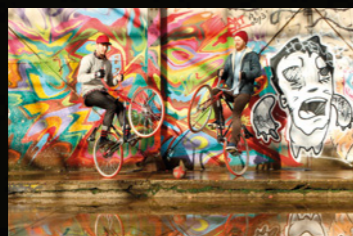
Audio

Support your movies with the soundtrack they deserve. The EOS 5D Mark III features connections for an external microphone for recording 16 bit digital stereo sound at 48khz as well as headphone socket for live audio monitoring.

Recording level can be set automatically or manually on a 64-level scale. The standard 3.5mm mic socket accepts virtually all electret condenser microphones.



Access the QR code with your mobile device to view the EOS 5D Mark III sample video



The EOS 5D Mark III uses a sophisticated 61-point High Density Reticular Autofocus system that is versatile enough to satisfy the demands of every type of professional photographer, from those shooting sports and photojournalism to portrait and wedding photographers. Intuitive controls and amazing low light sensitivity, even in light as low as -2EV, result in a fast and reliable focusing system, no matter what the conditions throw out you.


Continuous high-speed shooting

Keep up with the action, shooting bursts of full-resolution 22.3-megapixel images, in RAW or JPEG format, at up to six frames per second. Full AF and auto exposure capabilities are maintained during continuous shooting.

A large buffer, combined with the speed of the DIGIC 5+ processor, ensures that up to 16,270 JPEG or 18 RAW files can be captured in a single burst.*

Silent shooting

Sometimes speed isn't everything. For those occasions when a quieter approach is required, the EOS 5D Mark III offers a silent shooting mode: the speed with which the camera's reflex mirror is driven up and down is reduced, dampening noise levels.



High-performance shooting

61-point wide-area focussing

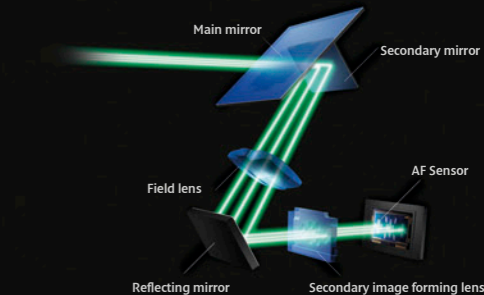
Spread out across the frame are 61 focus points, providing a large area of AF sensitivity. This includes 41 cross-type points, five of which are a double cross-type design, for enhanced sensitivity to both vertical and horizontal lines when using fast-aperture lenses.

The sensitivity and nature of each focus point depends on the lens in use. The EOS 5D Mark III automatically configures its AF system to match the lens in use, maximising the number of cross-type AF points in use at any one time. Cross-type focusing points can now be used with more lenses than ever before, including lens-extender combinations with a maximum aperture of f/5.6.

Focus points can be used individually, in groups or all at once, depending on your shooting style and subject matter. Should you require it the EOS 5D Mark III will remember the different AF points selected for landscape and portrait orientations and switch to these AF points when the camera is rotated. An intelligent viewfinder display shows the active focus points as you are framing your composition, ensuring you stay in control.

Autofocus may be used in one of three modes: One-Shot, where focus is locked with a half press of the shutter release, AI Servo where focus is constantly adjusted to track moving objects, or Auto AI, which switches intelligently between these two modes.

No two moving objects behave in the same way, which is why the EOS 5D Mark III's AI Servo focusing mode can be customised to according to the conditions.



Independently fine tune tracking sensitivity, tracking of acceleration and AF point auto switching, depending on the subject's movement and the likelihood that other objects that may appear in the frame.


The EOS 5D Mark III provides six AF setting presets that make it easy to select the most appropriate settings for the most common and difficult situations. For complete control photographers can also alter the different parameters manually.

For example, when photographing fast-moving objects that change direction unpredictably, boosting the acceleration tracking sensitivity and AF point auto switching speed will help keep the subject in focus. For situations where the subject may become occasionally obstructed by other objects, such as undergrowth and tree branches, reducing tracking sensitivity prevents focus from jumping away from the subject unintentionally

Single point spot




Single point



4-point expansion



8-point expansion



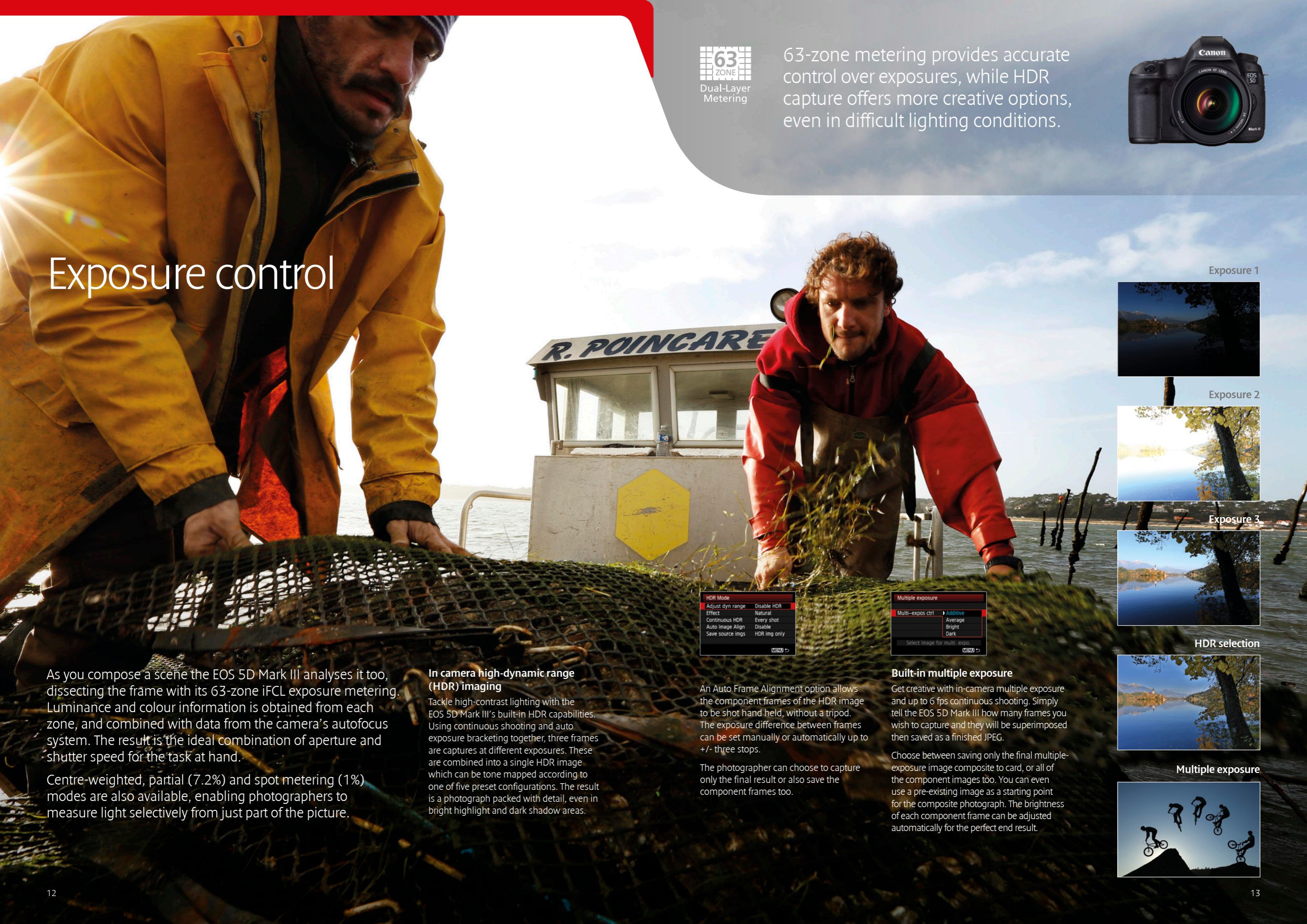
Zone AF



Auto selection



* Using UMDA 7 Compact Flash memory cards



Exposure control



63-zone metering provides accurate control over exposures, while HDR capture offers more creative options, even in difficult lighting conditions.



As you compose a scene the EOS 5D Mark III analyses it too, dissecting the frame with its 63-zone iFCL exposure metering. Luminance and colour information is obtained from each zone, and combined with data from the camera's autofocus system. The result is the ideal combination of aperture and shutter speed for the task at hand.

Centre-weighted, partial (7.2%) and spot metering (1%) modes are also available, enabling photographers to measure light selectively from just part of the picture.

In camera high-dynamic range (HDR) imaging

Tackle high-contrast lighting with the EOS 5D Mark III's built-in HDR capabilities. Using continuous shooting and auto exposure bracketing together, three frames are captures at different exposures. These are combined into a single HDR image which can be tone mapped according to one of five preset configurations. The result is a photograph packed with detail, even in bright highlight and dark shadow areas.



An Auto Frame Alignment option allows the component frames of the HDR image to be shot hand held, without a tripod. The exposure difference between frames can be set manually or automatically up to +/- three stops.

The photographer can choose to capture only the final result or also save the component frames too.




Built-in multiple exposure

Get creative with in-camera multiple exposure and up to 6 fps continuous shooting. Simply tell the EOS 5D Mark III how many frames you wish to capture and they will be superimposed then saved as a finished JPEG.

Choose between saving only the final multiple exposure image composite to card, or all of the component images too. You can even use a pre-existing image as a starting point for the composite photograph. The brightness of each component frame can be adjusted automatically for the perfect end result.

Exposure 1



Exposure 2



Exposure 3



HDR selection



Multiple exposure



Excellence through design

From the moment you pick it up you'll appreciate the combination of form and function that is the EOS 5D Mark III. Intuitive controls and superlative handling provide the ultimate shooting experience.



The EOS 5D Mark III carries on the ultra-fluid form design that makes an EOS camera so instantly recognisable. Its shape flows with continuous curves, and feels solid and reliable in the hand. Attention to detail is everywhere, from the textured paint applied to the camera's exterior to its ergonomic grip that is comfortable for both shooting and carrying.



Instinctive controls

The rear of the camera is home to a set of controls that will be familiar to any EOS user, yet also instantly usable by anyone who has never shot with a Canon camera before. A locking mode dial protects against accidental changes of shooting settings and sits alongside the EOS 5D Mark III's main power switch.

The camera is customisable according to your preferences and working style. Three custom shooting modes provide instant recall of camera settings, while a suite of custom functions provide control over almost every aspect of the EOS 5D Mark III's behaviour.

Accessories

A vertical shooting grip BG-E11 offers an alternative means of holding the EOS 5D Mark III when shooting upright pictures, and provides extra camera controls that are found instinctively, even with the camera to your eye.

The EOS 5D Mark III is compatible with the GP-E2 GPS receiver, which accurately determines your location when shooting and embeds it into each image's metadata. Such 'geotags' can be recalled when browsing images on camera or when using Canon's map utility.

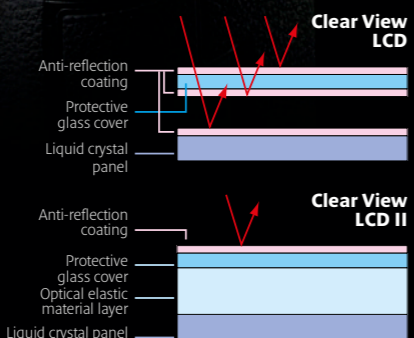
A WiFi adaptor WFT-E7 enables wireless shooting over 802.11a/b/g/n wireless networks and camera control. Use the supplied EOS Utility software to control the camera remotely, including Live View composition.



- 1 **Locking mode dial** - offers access to different shooting modes
- 2 **Creative Photo button** - offering access to in-camera HDR, multiple exposure and Picture Styles
- 3 **Rating button** - rank your pictures, assigning them a star rating
- 4 **Magnify/reduce button** - inspecting images on screen, individually or side by side
- 5 **Quick Control Button** - offers instant adjustment of common camera settings via the Quick Control Screen, with accessing the main menu
- 6 **Silent Control function** - around the edge of the quick control wheel provides quiet vibration-free operation while shooting video
- 7 **Multi-function lock switch** - Lock either the main control dial, quick control dial or multi selector or a combination of all three to prevent accidental changing of settings

The EOS 5D Mark III is designed to behave like an extension of your eye. A clear, bright viewfinder helps you engage with your subject, and in-camera workflow and editing functions make life easier.

Compose, shoot, review



Intelligent viewfinder technology

The EOS 5D Mark III's Intelligent Viewfinder offers approximately 100 per cent coverage and 0.73x magnification. Focusing information is overlaid using a transparent LCD screen, which is illuminated in low light. The active AF point (or group of AF points) is shown in the viewfinder, when focus is achieved the AF points used are illuminated.

An information display at the bottom of the screen shows exposure information, as well as shooting mode, ISO sensitivity and battery status.

Clear View II technology

On the rear of the camera an 8.11cm 1,040,000-dot Clear View II LCD screen is used for accessing menu commands, reviewing images and Live View composition during still-image and movie shooting.

A viewing angle of approximately 170° ensures accurate colours no matter how you look at the camera. Reflections are reduced, thanks to an optical polymer which fills the space between the screen and the reinforced glass cover which protects it.

Dual Axis Electronic Level

Helping keeping horizons straight, an electronic spirit level can be displayed both in the viewfinder and on the Clear View II LCD screen during Live View and movie recording. It is accurate over ±360° horizontally and ±10° vertically, in 1° increments.


In-camera digital workflow



Image rating

Begin the post-production process while you are still on the road. The 8.11cm 1,040,000-dot Clear View II LCD screen makes viewing images a pleasure, while the EOS 5D Mark III's image rating and comparison functions mean you can review and sort images before you get back to the studio.

A dedicated Rate button on the rear of the camera makes it easy to apply ratings to each photograph as you browse through the contents of a memory card. This data is embedded in the files' metadata and can be viewed in most popular image editing applications and Canon's own Digital Photo Professional software.



Comparative Playback

Your pictures can now be compared side by side on the rear of the EOS 5D Mark III. Simply press the Creative Photo button while playing back images and the camera will display a pair of pictures. Switch between them with the Quick Control Dial.



RAW image processing

Adjustments can be made to RAW files shot on the EOS 5D Mark III. Fine-tune brightness, Picture Style, white balance, ALO, colour space and noise reduction, saving the results as new JPEG files on the same memory card.

RAW and JPEG files can also be resized and new JPEG versions saved – perfect for those times when a file is needed quickly for blogging or internet upload, straight from the camera.

Designed to perform, built to last



Weatherproof sealing

The camera is protected against dust and moisture by dozens of weatherproof seals, surrounding every control, dial and socket. This protects your equipment in harsh environments and lets you keep shooting even when conditions get tough.

Sealing materials

High-precision alignment
of seams and high-density
structure

The top, back and front covers of the EOS 5D Mark III are made from a tough and lightweight magnesium alloy. The camera's steel base plate is designed to withstand the rigors of professional use.

Inside the camera, inert-moulded engineering plastic sections are supported by an aluminium chassis, providing strength and rigidity that inspires confidence.





Extend the functionality of the EOS 5D Mark III and discover new creative avenues, with multiple options for tethered shooting and remote camera control.

Connectivity and camera control

As well as storing images on to either Compact flash or Secure Digital memory cards, the EOS 5D Mark III can write files directly to a PC or Mac using a number of connection types. Such tethered-shooting techniques allow images to be inspected on a large colour-calibrated computer screen as they are being shot, so you (and your clients) can see exactly what is happening at every stage of the shoot.

EOS Utility for direct camera control

The EOS 5D Mark III can be connected for shooting using either USB 2.0, Ethernet or WiFi technology.* The supplied EOS Utility application not only shows pictures on-screen as they are captured, but also allows control of the camera's major functions, including remote triggering. It's even possible to compose images on your computer's screen using remote live view. Positioning and firing your EOS remotely open up new creative opportunities and new viewpoints that are inaccessible when shooting normally.



GP-E2 hotshoe-mounted

* WiFi and Ethernet connectivity require optional WFT-E7.




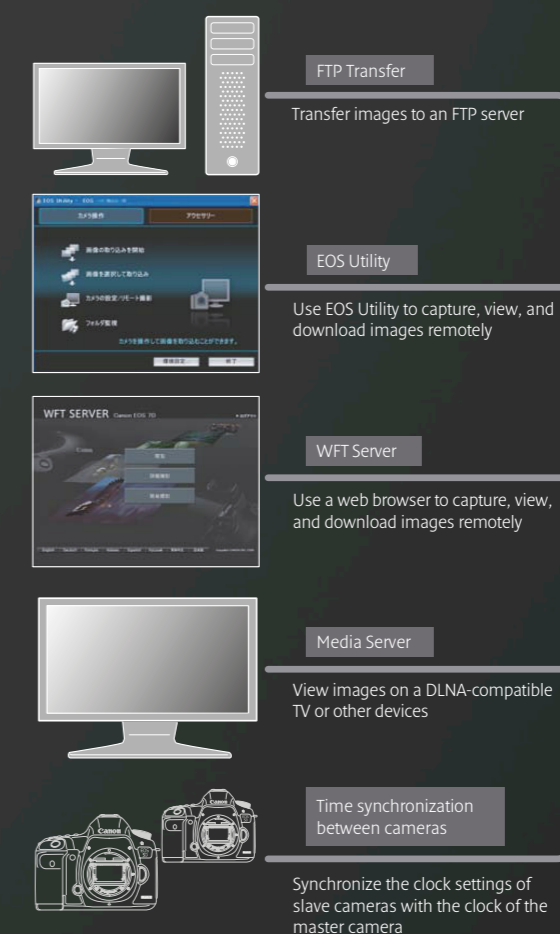
WFT-E7 wireless transmitter

Precise control through Camera networking

Fit an EOS 5D Mark III with a WFT-E7 WiFi adaptor and explore a new world of camera-control possibilities. With your EOS on a network – either 802.11 a/b/g/n wireless or Ethernet – it can be controlled over great distances, allowing photography from inaccessible viewpoints. When configured for WFT mode, the EOS 5D Mark III can be accessed via a webpage from any wireless hand held device, like smart phones or tablets.

The EOS 5D Mark III's equipped with WFT-E7 wireless transmitters (and EOS-1D X cameras each with a WFT-E6) can wirelessly synchronise their internal clocks so that the date and time embedded into files shot by different photographers matches perfectly. Such synchronisation helps later on in the workflow process, assisting image editors trying to match up images of the same event shot from different angles.

Link Shooting enables one camera to be fired remotely as you shoot on another. Ideal for sports events where one camera is positioned away from the touchline – behind a goal mouth, for instance.



Enjoy complete control over the direction, intensity and quality of flash. Creative lighting has never been this easy.



Creative flash photography

From the moment a Speedlite flashgun is mounted on the Canon EOS 5D Mark III the camera's E-TTL flash metering technology begins to take the hard work out of flash photography. Information regarding the size of the camera's sensor and the lens in use is relayed back to the Speedlite and the correct angle of coverage set. E-TTL II metering also communicates white balance, exposure mode and aperture, shutter speed and ISO settings to the Speedlite.

When the shutter release is half pressed an ambient light reading is made and focus is locked. Depress it fully and a preflash is emitted by the Speedlite, with the light reflected being compared to the ambient-light exposure. Distance information from the AF system is also incorporated into the equation and the correct flash exposure calculated.

Flash-exposure lock enables photographers to lock focus and change composition without fear of exposure error, and E-TTL II works just as effectively for off-camera flash as it does for a Speedlite in the EOS 5D Mark III's hotshoe.

Further creative effects are accessible with special flash modes, like strobe shooting and second-curtain sync. High-speed flash synchronisation enables flash shooting at any shutter speed up to 1/8000sec, ideal for fill-in flash on bright sunny days.



Speedlite 600EX-RT

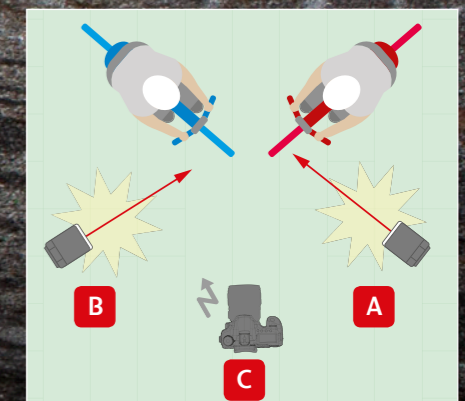
Off-camera wireless flash

Free your flashgun from the camera and discover a whole new world of creative lighting options. The EOS 5D Mark III can trigger multiple Speedlites placed up to 30m away from the camera, with E-TTL II metering takes camera of all flash-power issues automatically.

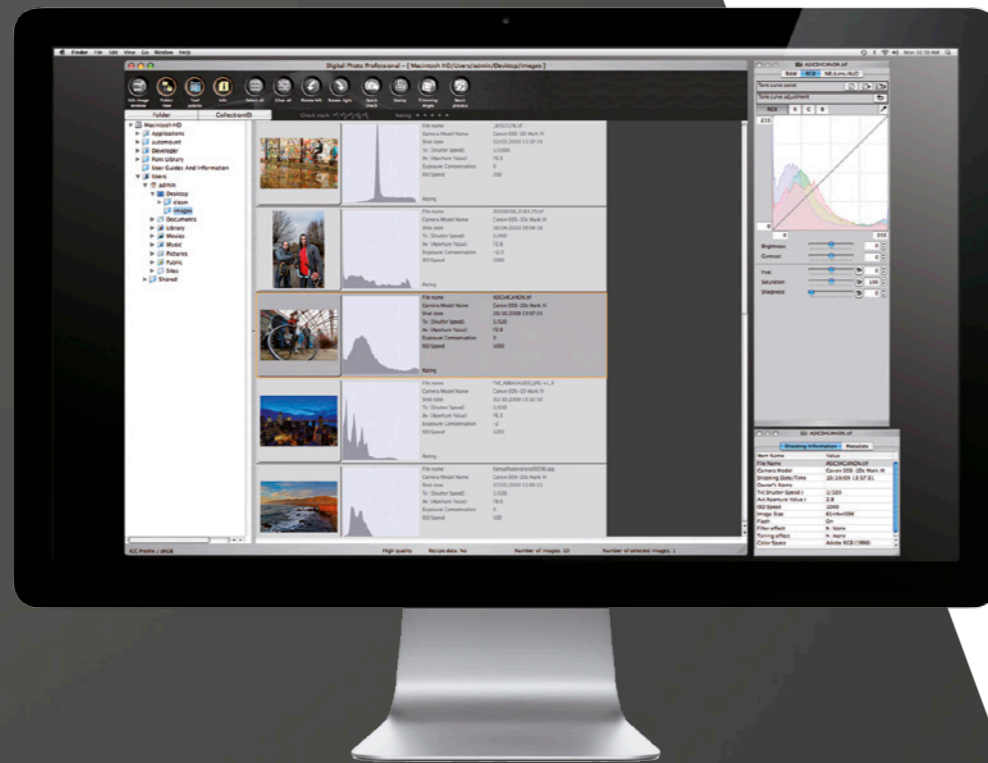
Fire off-camera flash in one of two ways: with pulses of light from an optical trigger (ST-E2) or on-camera Speedlite; or with a radio transmitter (ST-E3-RT or Speedlite 600EX-RT), for up to 30m range with no direct line of sight required.

Simultaneous wireless control of up to five groups of Speedlite flashes is possible. A photographer can control the relative power of these groups by adjusting an individual flash's output or the power ratio between groups.

- A** = Main flash
Speedlite
600EX-RT
- B** = Fill flash
Speedlite
600EX-RT
- C** = 5D Mark III
+ ST-E3-RT



Canon is the only photographic manufacturer that can provide a solution for every step of a photographer's workflow – from capture through processing to print.



Digital Photo Professional



Picture Style Editor



Image Browser EX

The EOS digital workflow

EOS solutions

Also supplied with the EOS 5D Mark III is an EOS Solutions disk, which contains applications that further enhance the performance and functionality of the camera. EOS Utility provides shooting support and remote camera control over USB, Ethernet and WiFi. Picture Style editor enables photographers to create custom Picture Style presets and upload these to the camera. ImageBrowser EX provides simple browsing of JPEG and RAW files and Canon Digital Photo Professional raw editing software.

Advanced RAW file processing

Digital Photo Professional (DPP) is an image-editing application designed for the viewing and processing of JPEG and RAW images. It is supplied with every EOS camera.

White balance, colour saturation and exposure compensation of RAW files can all be set after capture, as part of a non-destructive workflow. Any traces of vignetting, distortion and colour fringing are also easily corrected, and a stamp tool allows small dust spots to be removed from images. High dynamic range (HDR) images can be generated in DPP from RAW or JPEG files shot at different exposures. A number of tone-mapping presets are supplied, enabling you to create the right look for your subject matter. Single frames can also be combined to form multiple-exposure composites.

Digital Lens Optimizer

Any small traces of vignetting, distortion and colour fringing are easily corrected with DPP's Digital Lens Optimizer. This groundbreaking feature also improves resolution, applying unique lens profiles to images to boost sharpness and overcome the physical effects of diffraction and the camera's low-pass filter.

Images can be cropped and rotated before they are saved to one of many file formats, either for output, archive or further editing in an application like Adobe Photoshop. Batch processing is available for extra speed and efficiency. DPP supports sRGB, Adobe RGB and Wide Gamut RGB colour spaces, and CMYK printer simulation allows photographers to preview how their images will appear as a hard copy.

Printing and output

Take advantage of superb-quality printing up to A3+ size from a convenient desktop printer. Canon's PIXMA range of desktop printers offers accurate colours and archival, gallery-quality reproduction – perfect for everything from client proofs to portfolio and fine-art prints.

The PIXMA Pro-1 offers long-life 12-ink printing, including five monochrome inks for superb black & white photography. A Chroma Optimizer improves black density and gives prints a uniform texture. Pigment-ink technology offers the perfect balance between performance and longevity, making the PIXMA Pro-1 idea for fine-art print sales.

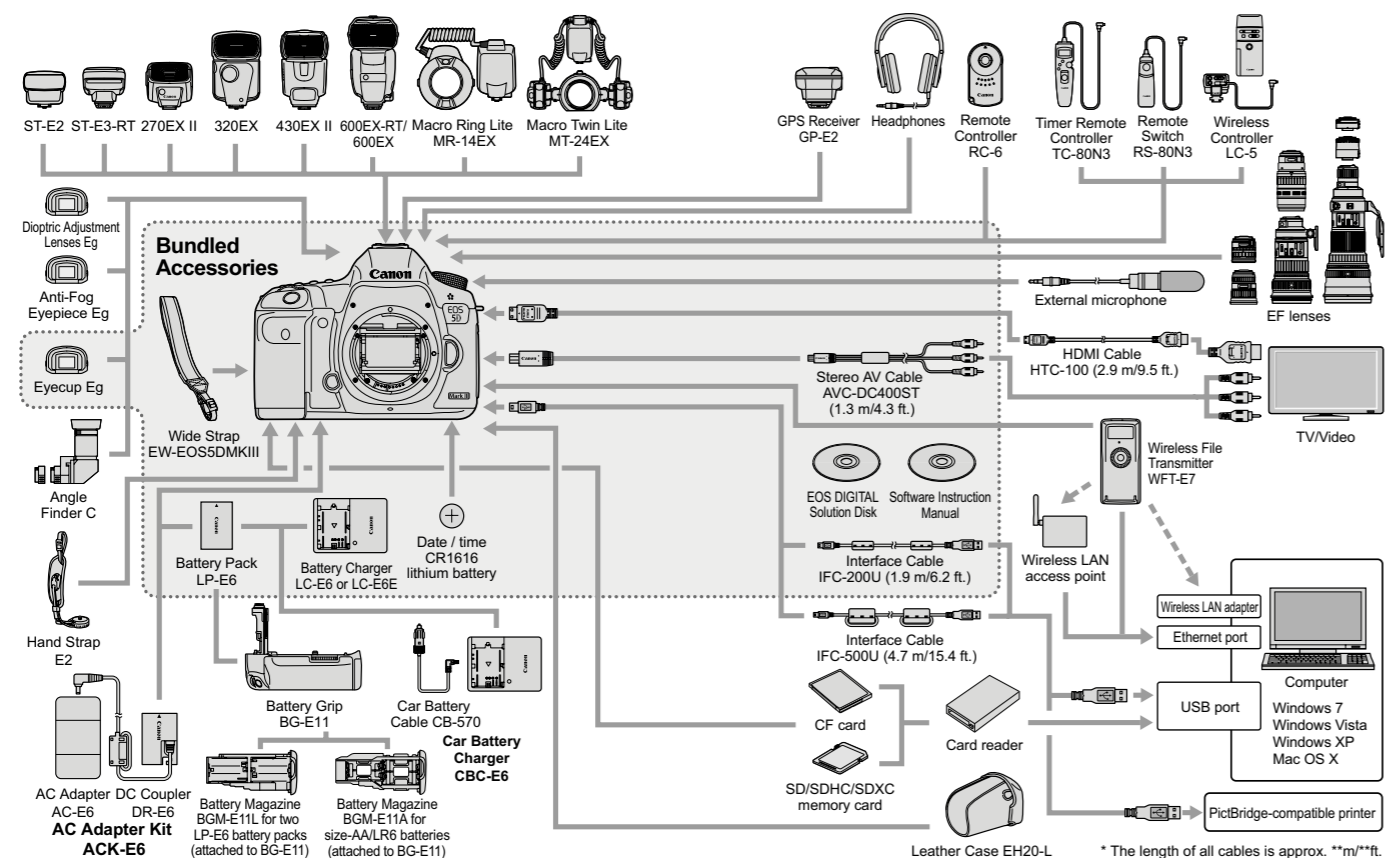
For bigger prints there are Canon imagePROGRAF large-format printers, delivering stunning images up to 60 inches wide. Exhibition-standard prints are delivered quickly and consistently; an A1 glossy print is finished in under four minutes. Borderless printing allows you to print to edges of the paper, and using printing on non-Canon media is easy too thanks to the bundled media configuration tool.

16-bit workflow

Photographers shooting RAW files can preserve the full colour depth offered by this format all the way through their digital workflow. After editing in DPP or applications like Adobe Photoshop, files can be sent to Canon imagePROGRAF printers without reducing to 8-bit colour or converting to JPEG.



System chart



* The length of all cables is approx. **m**ft.

Specifications: EOS 5D Mark III

IMAGE SENSOR	
Type	36 x 24mm CMOS
Effective Pixels	Approx. 22.3 megapixels
Total Pixels	Approx. 23.4 megapixels
Aspect Ratio	3:2
Low-Pass Filter	Built-in/Fixed with fluorine coating
Sensor Cleaning	EOS integrated cleaning system
Colour Filter Type	Primary Colour
IMAGE PROCESSOR	
Type	DIGIC 5+
LENS	
Lens Mount	EF (excludes EF-S lenses)
Focal Length	Equivalent to 1.0x the focal length of the lens
FOCUSING	
Type	TTL-CT-SiR with a dedicated CMOS sensor
AF System/ Points	61 Point / 41 f/4 cross-type AF points inc 5 dual cross type at f/2.8
AF working range	EV -2 - 18 (at 23°C & ISO100)
AF Modes	AI Focus One Shot AI Servo
AF Point Selection	Automatic selection: 61 point AF Manual selection: Single point AF (61, 41 cross type only, 15 or 9 points selectable) Manual selection: Spot AF Manual selection: AF point Expansion 4 points (up, down, left, right) Manual selection: AF point Expansion surrounding 9 points Manual selection: Zone AF AF points can be selected separately for vertical and horizontal shooting
Selected AF point display	Superimposed in viewfinder and indicated on top LCD panel and Quick Control screen
AF Lock	Locked when shutter button is pressed half way in One Shot AF mode or AF-ON button is pressed
AF Assist Beam	Emitted by optional dedicated Speedlite
Manual Focus	Selected on lens, default in Live View Mode
AF Microadjustment	AF Menu +/- 20 steps (wide and tele setting for Zooms) Adjust all lenses by same amount Adjust up to 40 lenses individually Adjustments remembered for lens by serial number
EXPOSURE CONTROL	
Metering modes	TTL full aperture metering with 63 zone Dual Layer SPC (1) Evaluative metering (linked to All AF point) (2) Partial metering (approx. 6.2% of viewfinder at centre) (3) Spot metering (approx. 1.5% viewfinder at centre) (4) Centre weighted average metering
Metering Range	EV 1 - 20 (at 23°C with 50mm f/1.4 lens ISO100)
AE Lock	Auto: In 1-shot AF mode with evaluative metering exposure is locked when focus is achieved Manual: By AE lock button in creative zone modes
Exposure Compensation	+/- 5 EV in 1/3 or 1/2 stop increments (can be combined with AEB)
AEB	2, 3, 5 or 7 Shots +/- 3 EV 1/3 or 1/2 stop increments
ISO Sensitivity ^(a)	Auto (100-12800), 100-25600 (in 1/3-stop or whole stop increments) ISO can be expanded to L: 50, H1: 51200, H2 102400
SHUTTER	
Type	Electronically-controlled focal-plane shutter
Speed	30-1/8000 sec (1/2 or 1/3 stop increments) + Bulb (Shutter speed range available varies according to shooting mode)
WHITE BALANCE	
Type	Auto white balance with the imaging sensor
Settings	AWB, Daylight, Shade, Cloudy, Tungsten, White Fluorescent light, Flash, Custom, Colour Temperature Setting
Custom White Balance WB Bracketing	White balance compensation: 1. Blue/Amber +/-9 2. Magenta/ Green +/-9 Yes, 1 setting can be registered +/-3 levels in single level increments 3 bracketed images per shutter release. Selectable Blue/Amber bias or Magenta/ Green bias.
VIEWFINDER	
Type	Pentaprism
Coverage (Vertical/ Horizontal)	Approx. 100%
Magnification	Approx. 0.71x 2
Eyepoint	Approx. 21mm (from eyepiece lens centre)
Dioptric Correction	-3 to +1 m ⁻¹ (dioptre)
Focusing Screen	Fixed (Transmissive LCD screen)
Mirror	Quick-return half mirror (Transmission: reflection ratio of 40-60, no mirror cut-off with EF600mm f/4 or shorter)

Viewfinder Information	AF information: AF point, focus confirmation, AF status indicator Exposure information: Shutter speed, aperture, ISO speed (always displayed), AE lock, exposure level, exposure warning Flash information: Flash ready, flash exposure compensation, high-speed sync, FE lock, red-eye reduction light Image information: Highlight tone priority (D+), maximum burst (2-digit display), card information, Battery check Composition information Grid, electronic level, Warning symbol Displayed if any of the following is set: Monochrome, white balance correction, One-touch recording quality switch, expanded ISO speed, or spot metering Yes, with Depth of Field preview button. On strap
Depth of field preview Eyepiece shutter	
LCD MONITOR	
Type	8.11cm (3.2") Clear View II TFT, approx. 1040K dots
Coverage	Approx. 100%
Viewing Angle (horizontally/vertically)	Approx. 170°
Brightness Adjustment	Yes
Image Erase/Protection	Anti-reflection and Solid Structure Adjustable to one of seven levels Auto: Using external ambient light sensor Manual: Adjustable to one of seven levels (1) Quick Control Screen (2) Camera settings (3) Dual Axis Electronic Level
FLASH	
Modes	E-TTL II Auto Flash, Metered Manual
Flash Exposure Compensation	1/200sec (EX series Speedlites only) +/- 3EV in 1/2 or 1/3 increments
Flash Exposure Lock	Yes, with compatible External Flash
Second Curtain Synchronisation	Yes
HotShoe/ PC terminal	Yes/ Yes
External Flash Compatibility	E-TTL II with EX series Speedlites, wireless multi-flash support
External Flash Control	Via camera menu screen
SHOOTING	
Modes	Auto+, Program AE, Shutter priority AE, Aperture priority AE, Manual (Still and Movie), Custom (x3)
Picture Styles	Auto, Standard, Portrait, Landscape, Neutral, Faithful, Monochrome, User Defined (x3)
Colour Space	sRGB and Adobe RGB
Image Processing	Highlight Tone Priority Auto Lighting Optimizer (4 settings) Long exposure noise reduction High ISO speed noise reduction (4 settings) Auto Correction of Lens Peripheral illumination Chromatic aberration correction Distortion correction Resize to M1, M2 or S RAW image processing - during image playback only Multiple exposure HDR images 5 presets Single, Continuous L, Continuous H, Self timer (2s+remote, 10s+remote), Silent single shooting, Silent continuous shooting Max. Approx. 6fps (speed maintained for up to 16270 images (JPEG) ^{(1)(b)} or 18 images (RAW) (with UDMA card) ^(b)
Drive modes	
Continuous Shooting	
LIVE VIEW MODE	
Type	Electronic viewfinder with image sensor
Coverage	Approx. 100% (horizontally and vertically)
Frame Rate	30 fps
Focusing	Manual Focus (Magnify the image 5x or 10x at any point on screen) Autofocus: Quick mode, Live mode, Live Face detection mode Real-time evaluative metering with image sensor Active metering time can be changed Grid overlay (x3), Histogram, Aspect ratios, Dual Axis Electronic Level
Metering	
Display Options	
FILE TYPE	
Still Image Type	JPEG: Fine, Normal (Exif 2.3 [Exif Print] compliant) / Design rule for Camera File system (2.0) RAW: RAW, sRAW1, sRAW2 (14bit, Canon original RAW 2nd edition), Digital Print Order Format [DPOF] Version 1.1 compliant Yes, any combination of RAW + JPEG possible, separate formats to separate cards possible JPEG: (L) 5760 x 3840, (M) 3840 x 2560, (S1) 2880 x 1920, (S2) 1920 x 1280, (S) 3720 x 480 RAW: (RAW) 5760 x 3840 (M-RAW) 3960 x 2640, (S-RAW) 2880 x 1920 MOV (Video: H.264 Intra frame / inter frame, Sound: Linear PCM) 1920 x 1080 (29.97, 25, 23.976 fps) intra or inter frame 1280 x 720 (59.94, 50 fps) intra or inter frame 640 x 480 (59.94, 50 fps) inter frame Max duration 29min 59sec, Max single file size 4GB New folders can be manually created and selected (1) Consecutive numbering (2) Auto reset (3) Manual reset
RAW+JPEG simultaneous recording	
Image Size	
Movie Type	
Movie Size	
Movie Length	
Folders	
File Numbering	

OTHER FEATURES	
Custom Functions Metadata Tag	13 Custom Functions with 47 settings User copyright information (can be set in camera) Image rating (0-5 stars) Yes / Yes 1.5x - 10x enabled in 15 steps Yes (equal to EOS-1N) No Yes
LCD Panel / Illumination	(1) Single image with information (2 levels) (2) Single image (3) 4 image index (4) 9 image index (5) Magnified view (6) 2 image compare display (7) Movie edit
Playback zoom	Image selection: All images, by Date, by Folder, Movies, Slits, Rating
Water/ Dust resistance ^(a)	Playback time: 1/2/3/5/10 or 20 seconds Repeat: On/Off Brightness: Yes RGB: Yes Yes
Sound Memo	Erase: Single image, All images in folder, Checkmarked images, unprotected images Protection: Erase protection of one image at a time (1) Shooting menu (x4) (2) AF Menu (x5) (3) Playback menu (x3) (4) Setup menu (x4) (5) Custom Functions menu (x4) (6) My Menu
Intelligent Orientation Sensor	25 Languages English, German, French, Dutch, Danish, Portuguese, Finnish, Italian, Norwegian, Swedish, Spanish, Greek, Russian, Polish, Czech, Hungarian, Romanian, Ukrainian, Turkish, Arabic, Thai, Simplified Chinese, Traditional Chinese, Korean and Japanese Update possible by the user.
Display Formats	
Slide Show	
Histogram	
Highlight Alert	
Image Erase/Protection	
Menu Categories	
Menu Languages	
Firmware Update	
INTERFACE	
Computer	Hi-Speed USB
Other	HDMI mini output, Video output (PAL/ NTSC), Headphone mini jack, External microphone (Stereo mini jack)
DIRECT PRINT	
Canon Printers	Canon Compact Photo Printers and PIXMA Printers supporting PictBridge
PictBridge	Yes
STORAGE	
Type	CompactFlash Type I (UDMA compatible), SD card, SDHC card or SDXC card
SUPPORTED OPERATING SYSTEM	
PC & Macintosh	Windows XP (SP2/SP3) / Vista inc SP1 (excl. Starter Edition) / 7 (excl. Starter Edition) OS X v10.6-10.7
SOFTWARE	
Browsing & Printing	ImageBrowser EX
Image Processing	Digital Photo Professional
Other	PhotoStitch, EOS Utility (inc. Remote Capture, WFT utility), Picture Style Editor * Requires optional accessory
POWER SOURCE	
Batteries	Rechargeable Li-ion Battery LP-E6 (supplied), 1xCR1616 for date & settings
Battery life	Approx. 950 (at 23°C, AE 50%, FE 50%) ⁽¹⁾ Approx. 850 (at 0°C, AE 50%, FE 50%) 6 levels + percentage Power turns off after 1, 2, 4, 8, 15 or 30mins.
Battery Indicator	
Power saving	
Power Supply & Battery Chargers	AC Adapter Kit ACK-E6, Battery charger LC-E6, Car Battery charger CBC-E6
PHYSICAL SPECIFICATIONS	
Body Materials	Magnesium Alloy body covers
Operating Environment	0 - 40 °C, 85% or less humidity
Dimensions (WxHxD)	152 x 116 x 76.4mm
Weight (body only)	Approx. 950
ACCESSORIES	
Viewfinder	Eyecup Eg, Eg-series Dioptric Adjustment Lens with Rubber Frame Eg, Anti Fog Eyepiece Eg, Angle Finder C
Wireless File Transmitter	Wireless File Transmitter WFT-E7
Lenses	All EF lenses (excludes EF-S lenses)
Flash	Canon Speedlites (220EX, 270EX, 270EX II, 320EX, 420EX, 430EX, 430EX II, 550EX, 580EX, 580EX II, 600EX, 600EX-RT, Macro Ring-Lite, MR-14EX, Macro Twin Lite MT-24EX, Speedlite Transmitter ST-E2, Speedlite Transmitter ST-E3-RT) BG-E11 Remote control with N3 type contact, Wireless Controller LC-5, Remote Controller RC-6 Hand Strap E2, GP-E2
Battery Grip	
Remote Controller/ Switch	
Other	
All data is based on Canon standard testing methods except where indicated. Subject to change without notice.	
1. Based on Canon's testing conditions, JPEG, ISO 100, Standard Picture Style. Varies depending on the subject, memory card brand and capacity, image recording quality, ISO speed, drive mode, Picture Style, Custom functions etc. 2. with 50mm lens at infinity, -1m-1 dpt 3. Based on the CIPA Standard and using the batteries and memory card format supplied with the camera, except where indicated 4. Recommended Exposure Index 5. Environmental protection 6. Maximum fps and buffer capacity may be reduced depending on the cameras settings and light level	



Canon Inc.
canon.com

Canon Europe
canon-europe.com

English Edition 0155W667
© Canon Europa N.V., 2012

Canon Europe Ltd
3 The Square, Stockley Park
Uxbridge, Middlesex
UB11 1ET, UK